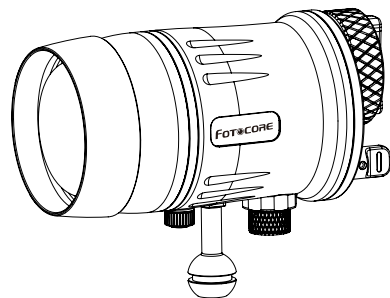


GT-Pro Strobe USER MANUAL

使用前请认真阅读此说明书
Please read the user manual carefully before use.



www.fotocore.com
sales@fotocore.com

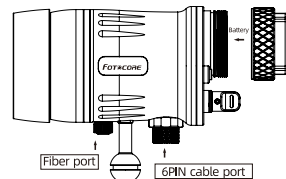
Product Specification

Model	GT-Pro
Mode	9 modes
Guide number	30
Flash tube	Circular flash tube
Power	160 Ws
Connection	Optical cable /6-pins
Illumination	160° - 110° (Reduction Ring)
Battery pack	FOTOCORE battery (4 x 18650 lithium batteries)
Battery pack power	50.4 Wh
Flash Capacity	650 flashes at full power, 6000 flashes at the lowest power
Recycle time	0.1s—1s
Flash speed	Continuous Unlimited flash sync with 10 flashes/sec from first to third mode
Power indicator	LCD displaying
Color temperature	5000K
Waterproof Depth	100m
Focus/target light	30W / 3000 lumens (center focus) 3 modes(90-180mins)
Dimensions	142*92mm
Weight (on land)	1210g without battery
Package	Strobe, Battery, Reduction Ring, charger,user manual
Do not support 5-TTL&TTL	
All the above parameters are based on FOTOCORE testing standard	
Note: With the TG series, the camera can synchronize with modes 1 to 9. Please set the camera flash to manual values. For Sony RX100,the camera can synchronize with modes 1 to 6.Please set the camera flash to manual value and flash comp +3 Not Support TTL and 5-TTL	

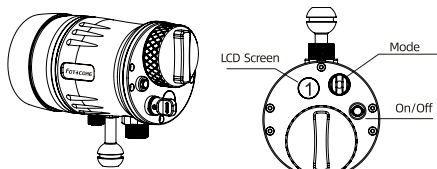
Operation Guide

All the data of this product are tested by dedicated battery and it varies with other or modified battery.

step 1:Please check the battery and make sure it is fully charged before using.
Step 2:Connection : optical cable/6 pin syn cord/slave mode

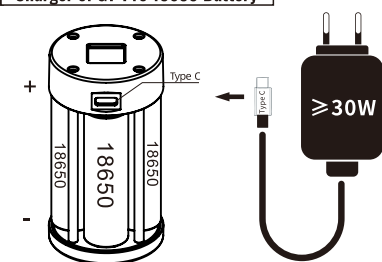


Step 3:Hold the button switch for 3 second to open and close, one press for focus light.



Step 4:Adjust mode 1-9 for different brightness

Charger of GT-Pro 18650 Battery



Note:

- Using an 30W or higher charger is mandatory
- Only suitable for 18650 battery
- Output:single-cell 5V==2A(max) Maximum power charging about 3h

Battery Safety Instructions

To ensure the safe and stable operation of your equipment and to prevent personal injury or property damage, please strictly adhere to the following battery usage specifications.

- Original Battery Specifications**
The rated working current for the original battery designated for use with this equipment is:50 Amperes (A).
- Strong Recommendation**
Please be sure to use the officially designated original battery.The original battery has undergone rigorous testing and matching to ensure the optimal performance and safety of the equipment.
- Risk Warnings for Using Non-Original Batteries**
The use of batteries not officially designated or that do not meet specifications may lead to the following serious problems.Such issues are not covered by the equipment warranty:

· Risk of Equipment Damage:
· May cause short circuits in the equipment's internal circuitry, leading to battery burn-out.

- May cause equipment leakage due to incompatible battery compartment structure or poor sealing.
- Safety Risks (May cause personal injury or property damage):
· The battery may overheat due to overload, short circuit, or internal failure, potentially resulting in explosion.
- Battery leakage may occur; corrosive chemicals can damage internal components of the equipment and may cause personal injury.
- Under certain circumstances (such as during charging or high-load use), it may trigger extreme hazards like battery flickering, smoking, or catching fire.

4. Safety Commitment
To ensure your safety and that of the equipment,use only original batteries designed for genuine products. If you have any questions, please contact official customer service or an authorized service point.

Maintenance Guide

This is a professional underwater strobe which may used in some severe environment.So please maintain it timely for a longer lifetime.

- This is a high power tube strobe that release large heat. Do not use for more than 5mins on land to avoid tube or circuit burning.
- Please take the battery pack out when not in use that helps to avoid self-discharge.
- Please charge one time every three months if it will not be used for long time.
- Please check and lubricate the O-ring before diving.

- Please dip the flashlight in the freshwater for more than 10mins after diving,and clean up the sea salt,sediment and other corrosive substance.
- Please take care of the plug when charging to protect the charging port.
- Since this flashlight includes a battery pack,please handle gently to avoid the dangers from excessive collisions.
- It isn't allowed to disassemble the battery since it may cause the explosion by a short circuit.
- This product is prohibited from using or playing with by children under ten.

After-sales Service

All FOTOCORE products have a warranty period, defective products can be replaced free of charge at your local distributor/dealer within 15 days of purchase. And after 15 days all defects/failures of FOTOCORE products will enter the free period, and the free maintenance period will be within 15 months from the date of purchase. After 15 months, it will enter the limited warranty period, and labor costs will be charged, but no accessories or replacement parts will be charged.The warranty is invalidated in all of the following situations:

- The product(s) is/are disassembled, reconstructed, and/or modified by unauthorized parties
- The product(s) is /are damaged via improper use.
- The battery is leaked and damaged, including damage caused by untimely maintenance.

For the latest news on FOTOCORE products and services, please contact your FOTOCORE distributor or send an email to sales@fotocore.com.The FOTOCORE official website shall prevail in case of any product data changes.

技术参数

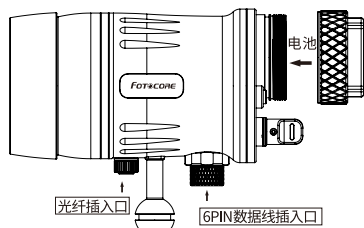
型号	闪光灯GT-Pro
模式	9种模式
闪光指数	Gn值30
闪光灯管	环形灯管
闪光功率	160Ws
引闪方式	光纤引闪/6pin数据线引闪
闪光角度	160° - 110°(束光环)
电池型号	FOTOCORE 专用50A放电电池(4*18650电池)
电池功率	50.4Wh
闪光次数	满功率约650次,第一档约6000次
回电速度	0.1秒—1秒
连闪速度	1-3档支持10张/秒高速连拍
电量指示	LCD屏幕显示
档位指示	LCD屏幕显示
色温	5000K
对焦灯	30W / 3000流明(中心对焦) 3档模式(90-180分钟续航)
防水深度	水下100米
尺寸	142*92mm
重量	1210g(不含电池)
包装	含闪光灯/充电器/电池/束光环/说明书
提示: 如使用TG系列需要把闪光灯调到手动值可同步到1-9档,使用RX100系列等卡片机需要调整到闪光灯补偿3可同步1-6档,不支持5-TTL和TTL	

操作指南

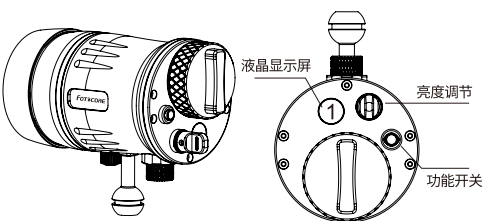
本产品所有的数据均采用FOTOCORE品牌专用电池测试所得,如使用其它或者改装电池所得的数据会有所不同!

第一步:打开电池,检测电池是否有电,如果没有电,请充电!

第二步:采用6PIN数据线或光纤引闪

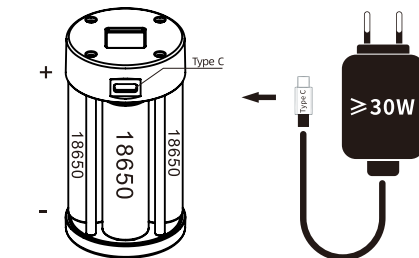


第三步:长按功能开关开机,轻按转聚光灯(长按关机)



第四步:调节档位1-9档对应不同亮度

GT-Pro 18650 电池充电器



提示:

- 请必使用30W以上的充电器
- 只可以充18650的电池
- 输出:单节5V==2A(max) 最大功率充电约3小时

电池使用安全须知

为保障您的设备安全、稳定运行,并避免人身伤害或财产损失,请务必遵循以下电池使用规范。

- 原装电池规格**
本设备指定使用的原装电池额定工作电流为:50安培(A).
- 强烈建议**
请务必使用官方指定的原装电池。原装电池经过严格测试与匹配,能确保设备的最佳性能和安全性。
- 使用电池的风险警告**
若使用非官方指定或规格不符的电池,可能导致以下严重问题,此类问题不在设备保修范围之内:

·设备损坏风险:

- 可能导致设备内部电路短路,引发电池烧毁。
- 可能因电池仓结构不匹配或密封不良,导致设备漏水。
- 安全风险(可能导致人身伤害或财产损失):
·电池可能因过载、短路或内部故障而过热,甚至引发爆炸。
- 电池可能发生漏液,腐蚀性化学物质会损坏设备内部元件,并可能造成人身伤害。
- 在某些情况下(如充电或高负荷使用时),可能引发电池闪烁、冒烟或起火等极端危险情况。
- 4.诺
为确保您和设备的安全,请仅选用为正品设备配套的原装电池。如有任何疑问,请咨询官方客服或授权服务点。

保养指南

本产品为专业潜水闪光灯,使用环境比较恶劣,为了延长产品的使用寿命,请务必及时保养维护。

- 本产品为高功率环形灯管闪光灯,发热量大,空气中使用时间不得超过5分钟,否则容易烧坏电路板或者灯管,造成损坏。
- 在不使用闪光灯的情况下,必须把电池取出,避免电池自放电,长时间放电,会缩短电池的使用寿命。
- 闪光灯在不使用的情况下,每3个月必须充电1次。
- 每次潜水水下前,必须检查胶圈是否有损坏,如胶圈完好,必须涂抹润滑油。
- 每次潜水上岸后,必须及时用淡水浸泡10分钟以上,并及时清理海盐泥沙等其它腐蚀性物质。
- 给电池充电时,请小心插拔接头,以免损坏充电接口。
- 本产品含有电池,请注意轻拿轻放,避免过度碰撞而导致其它危险。
- 禁止私人自拆开电池,避免电池短路造成爆炸。
- 本产品禁止让10岁以下儿童使用或者玩耍。

售后服务

所有FOTOCORE产品具有保修期,有缺陷的产品可以在自购买15天内通过当地分销商/经销商处免费更换,15天后所有缺陷/故障FOTOCORE产品将进入免费期限,免费维修期为购买之日起15个月内,超过15个月,将进入有限保修期,将收取劳动力成本,但不收取配件或更换零件费用。

不在保修范围之内情况如下:

- 本产品被私自拆卸,未授权方重建和/或维修。
- 本产品通过使用不当损坏。
- 产品电池泄漏损坏,含未及时发现造成的损坏。

有关FOTOCORE产品和服务的最新消息,请联系贵国FOTOCORE经销商或发送电子邮件至sales@fotocore.com

FOTOCORE全系产品数据以官方网站数据为准。
官方网站:www.fotocore.com