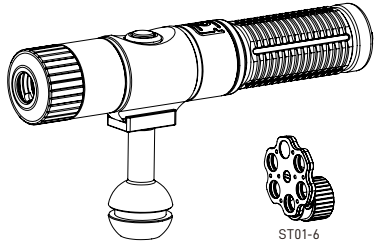


# ST01 USER MANUAL

使用前请认真阅读此说明书  
Please read the user manual carefully before use.

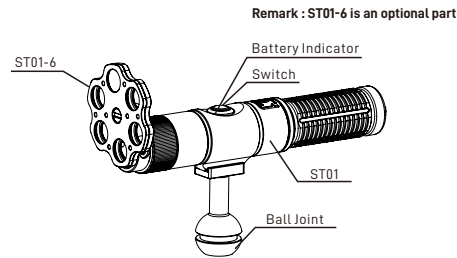


www.fotocore.com  
sales@fotocore.com

## Product Specification

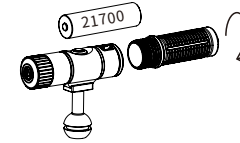
Product Name	ST01(ST01-6)
Light Source	LED with a lifespan of up to 50,000hours
Output	2000Lumens
Mode	ON-High-Low-Strobe-OFF
Working Voltage	4.2V
Compatible Battery	1*21700 battery
Waterproof Depth	100m
Beam Angle	10°
Power Indicator	>30 Green <30 Red
Runtime	About 180mins
Color Temperature(CCK)	5300K
Color Rendering Index(CRI)	83
Battery Capacity	21Wh(4.2v*5Ah)
Color	Black/ Blue/ Pink/ Orange/ Red
Dimensions	175mm*26.5mm
Weight (on land)	255g

## Product Structure



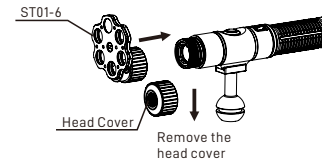
## Operation Guide

All the test data of this product is obtained by using FOTOCORE dedicated battery and it varies if using other batteries or modified batteries.  
Step 1: Open the battery pack and check whether the battery has power. Please charge the battery if no power.  
Step 2: Put the battery into the light body and tighten it clockwise until it is tightened.



Step 3: Press the switch slightly to turn it on!  
Step 4: Dimming After the white light is turned on, tap the switch once, the brightness of the white light becomes low. Press the switch again, it will automatically change to strobe and then press again to turn off.  
Dimming sequence: on - high light - low light - flashing - off

## Installation of Multicolor Filter:



Step 1: Remove the head cover  
Step 2: Install ST01-6

## Maintenance Guide

This product is a professional diving video light that may be used in some harsh environment. So please maintain it in time for a longer lifetime.  
1. This is a high-power LED diving video light that releases large heat. Please don't use it for more than 5mins on land to avoid LED or circuit burning.  
2. Please loosen the battery part and the head part when not in use which helps to avoid self-discharge. A long-term discharge will shorten the service life of the battery.  
3. Please charge it once every three months if not used for a long time.  
4. Please check and lubricate the o-ring before diving.  
5. Please dip the video light in the freshwater for more than 10mins after diving and clean up the sea salt, sediment, and other corrosive substance.  
6. Please take care of the plug when charging to protect the charging port.  
7. Since this video light included a battery, please handle it gently to avoid the dangers from excessive collisions.  
8. Disassembling the battery may cause an explosion by a short circuit, so it is not allowed to do.  
9. This product is prohibited from using or playing with by children under ten.

## After-sales Service

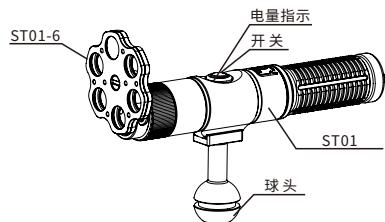
All FOTOCORE products have a warranty period, defective products can be replaced free of charge at your local distributor/dealer within 15 days of purchase. And after 15 days all defects/failures of FOTOCORE products will enter the free period, and the free maintenance period will be within 15 months from the date of purchase. After 15 months, it will enter the limited warranty period, and labor costs will be charged, but no accessories or replacement parts will be charged. The warranty is invalidated in all of the following situations:  
1. The product(s) is/are disassembled, reconstructed, and/or modified by unauthorized parties.  
2. The product(s) is /are damaged via improper use.  
3. The battery is leaked and damaged, including damage caused by untimely maintenance.  
For the latest news on FOTOCORE products and services, please contact your FOTOCORE distributor or send an email to sales@fotocore.com. The FOTOCORE official website shall prevail in case of any product data changes.

## 技术参数

型号	ST01(ST01-6)
光源	美国进口LED,寿命50000小时
亮度	2000流明
模式	高亮、低亮、爆闪
工作电压	4.2V
电池	1节21700专用电池
防水	100米防水
发光角度	10°发光角度
电量指示	30%以上电量开关显示绿色,30%以下电量开关显示红色
续航时间	约180分钟
色温	5300K
显色指数	Ra83
电池容量	21Wh(4.2v*5Ah)
外壳颜色	黑色/蓝色/粉色/橙色/红色
尺寸	175mm*26.5mm
重量	255g(在陆地上)

## 产品结构

备注:ST01-6彩色滤镜需另外购买



## 操作指南

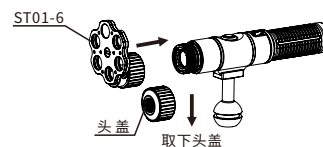
本产品所有的测试的数据均采用FOTOCORE品牌专用电池测试所得,如使用其它电池或者改装电池所得的数据会有所不同!

第一步:打开电池,检测电池是否有电,如果没有电,请充电!  
第二步:顺时针拧紧电池,直到扭紧为止。



第三步:轻按开关即可开启!  
第四步:调光在白光开启之后,轻按开关1次,白光亮度为低度。再次轻按开关,自动变化为爆闪,再按关闭。  
调光顺序:开启-高亮-低亮-爆闪-关闭

## 彩色滤镜安装方法:



第一步:取下头盖  
第二步:安装ST01-6

## 保养指南

本产品为专业潜水手电筒,使用环境比较恶劣,为了延长产品的使用寿命,请必须及时保养维护。

1. 本产品为高功率LED 潜水手电筒,LED发热量大,空气中点亮时间不得超过5分钟,否则容易烧坏电路板或者LED,造成损坏。
2. 在不使用电筒的情况下,必须把电池包和灯头部分松开,避免电池包自放电,长时间放电,会缩短电池的使用寿命。
3. 电筒在不使用的情况下,每3个月必须充电1次。
4. 每次潜水下水前,必须检查胶圈是否有损坏,如胶圈完好,必须涂抹润滑油。
5. 每次潜水上岸后,必须及时用淡水浸泡10分钟以上,并及时清理海盐泥沙等其它腐蚀性物质。
6. 给电池充电时,请小心插拔电线,以免损坏充电接口。
7. 本产品含有电池包,请注意轻拿轻放,避免过度碰撞而导致其它危险。
8. 禁止私人自拆开电池包,避免电池包短路造成爆炸。
9. 本产品禁止让10岁以下儿童使用者或玩耍。

## 售后服务

所有FOTOCORE产品具有保修期,有缺陷的产品可以在自购买15天内通过当地经销商/经销商处免费更换,15天后所有缺陷/故障FOTOCORE产品将进入免费期限,免费维修期为购买之日起15个月内,超过15个月,将进入有限保修期,将收取劳动力成本,但不收取配件或更换零件费用。

不在保修范围之内情况如下:

1. 本产品被私自拆卸,未经授权重建和/或维修。

2. 本产品通过使用不当损坏。
3. 产品电池泄漏损坏,含未及时进行保养造成的损坏。

有关FOTOCORE产品和服务的最新消息,请联系贵国FOTOCORE经销商或发送电子邮件至sales@fotocore.com

FOTOCORE全系产品数据以官方网站数据为准。

官方网站:www.fotocore.com

