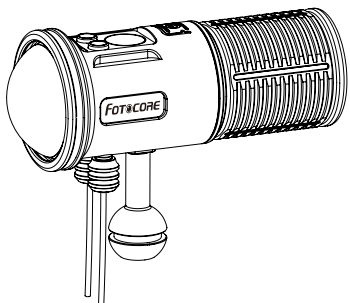


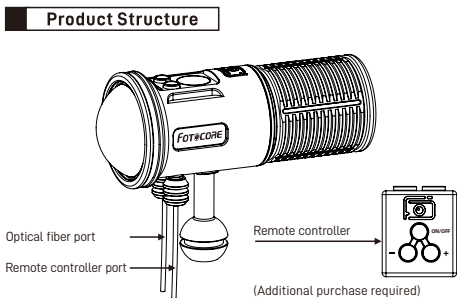
# M5 Video Light USER MANUAL

使用前请认真阅读此说明书  
Please read the user manual carefully before use.



www.fotocore.com  
sales@fotocore.com

Product Specification	
Product Name	M5
Light Source	LED with a lifespan of up to 50,000 hours
Output	White light (100%) 5000 Lumens
Mode	Dual button nine steps dimming mode (Support remote control dimming)
Working Voltage	12.6V
Compatible Battery	3*18650 battery
Waterproof Depth	100m
Beam Angle	120°
Power Indicator	>70% green ≤70% yellow ≤30% red
Runtime	White light 30-270 mins
Color Temperature (CCK)	5600K
Color Rendering Index (CRI)	Ra96
TCLl	97
R9	94
Battery Capacity	33.3Wh (11.1v×3.0Ah)
Dimensions	144mm×50mm×60mm
Weight (on land)	505g (with battery)

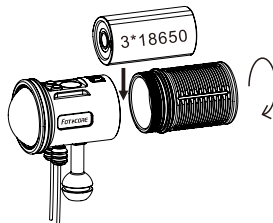


**Operation Guide**

All the test data of this product is obtained by using FOTOCORE dedicated battery and it varies if using other batteries or modified batteries.

Step 1: Open the battery pack and check whether the battery has power. Please charge the battery if no power.

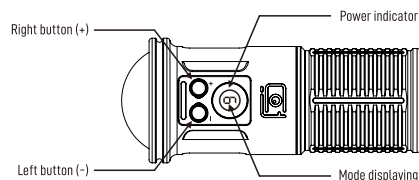
Step 2: Put the battery into the light body and tighten it clockwise until it is tightened.



Step 3: Power on - Press and hold both switches for 3 seconds to turn it on. The default maximum power (9th mode) is 5000 lumens.

Step 4: Dimming - The left button is for downshifting and the right button is for upshifting.

Step 5: Power off - In working mode, press and hold both switches simultaneously for 3 seconds in any gear to turn off.



**Maintenance Guide**

This product is a professional diving video light that may be used in some harsh environment. So please maintain it in time for a longer lifetime.

1. This is a high-power LED diving video light that releases large heat. Please don't use it for more than 5 mins on land to avoid LED or circuit burning.
2. Please loosen the battery pack and the head part when not in use which helps to avoid self-discharge. A long-term discharge will shorten the service life of the battery.
3. Please charge it once every three months if not used for a long time.
4. Please check and lubricate the o-ring before diving.
5. Please dip the video light in the freshwater for more than 10 mins after diving and clean up the sea salt, sediment, and other corrosive substance.
6. Please take care of the plug when charging to protect the charging port.
7. Since this video light included a battery, please handle it gently to avoid the dangers from excessive collisions.
8. Disassembling the battery may cause an explosion by a short circuit, so it is not allowed to do.
9. This product is prohibited from using or playing with by children under ten.

**After-sales Service**

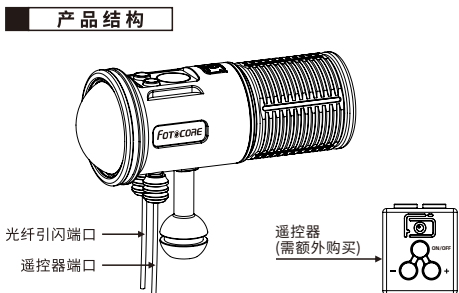
All FOTOCORE products have a warranty period, defective products can be replaced free of charge at your local distributor/dealer within 15 days of purchase. And after 15 days all defects/failures of FOTOCORE products will enter the free period, and the free maintenance period will be within 15 months from the date of purchase. After 15 months, it will enter the limited warranty period, and labor costs will be charged, but no accessories or replacement parts will be charged. The warranty is invalidated in all of the following situations:

1. The product(s) is/are disassembled, reconstructed, and/or modified by unauthorized parties.
2. The product(s) is/are damaged via improper use.
3. The battery is leaked and damaged, including damage caused by untimely maintenance.

For the latest news on FOTOCORE products and services, please contact your FOTOCORE distributor or send an email to sales@fotocore.com. The FOTOCORE official website shall prevail in case of any product data changes.

**技术参数**

型号	M5
光源	美国进口LED, 寿命50000小时
亮度	白光 (100%) 5000流明
模式	双按键9档调光模式 (支持遥控调光)
工作电压	12.6V
电池	3节18650电池
防水	100米防水
发光角度	120°
电量指示	>70%显示绿色 ≤70%显示黄色 ≤30%显示红色
续航时间	白光40~360分钟
色温	5600K
显色指数	Ra96
一致性指数	97
R9	94
电池容量	33.3Wh (11.1v×3.0Ah)
尺寸	144mm (总长) * 50mm (灯身) * 60mm (灯头)
重量	505g (含电池陆地重量)



**操作指南**

本产品所有的测试的数据均采用FOTOCORE品牌专用电池测试所得,如使用其它电池或者改装电池所得的数据会有所不同!

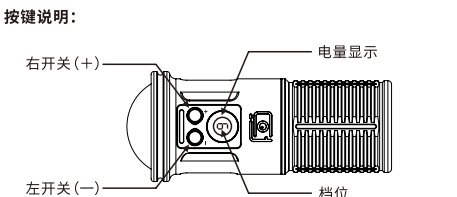
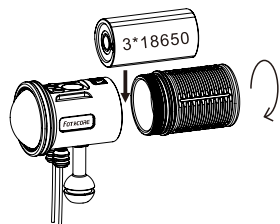
第一步: 打开电池, 检测电池是否有电, 如果没有电, 请充电!

第二步: 顺时针拧紧电池, 直到扭紧为止。

第三步: 开机——接通电源后, 同时长按两个开关3秒开机, 开机后默认最大档位 (第九档) 5000流明。

第四步: 调光——左开关是减档, 右开关是升档。

第五步: 关机——在工作模式下, 任何档位下同时长按两个开关3秒关机。



**保养指南**

本产品为专业潜水手电筒, 使用环境比较恶劣, 为了延长产品的使用寿命, 请务必及时保养维护。

1. 本产品为高功率LED 潜水手电筒, LED发热量大, 空气中点亮时间不得超过5分钟, 否则容易烧坏电路板或者LED, 造成损坏。
2. 在不使用电筒的情况下, 必须把电池包和灯头部分松开, 避免电池包自放电, 长时间放电, 会缩短电池的使用寿命。
3. 电筒在不使用的情况下, 每3个月必须充电1次。
4. 每次潜水下水前, 必须检查胶圈是否有损坏, 如胶圈完好, 必须涂抹润滑油。
5. 每次潜水上岸后, 必须及时用淡水浸泡10分钟以上, 并及时清理海盐泥沙等其它腐蚀性物质。
6. 给电池充电时, 请小心插拔插头, 以免损坏充电接口。
7. 本产品含有电池包, 请注意轻拿轻放, 避免过度碰撞而导致其它危险。
8. 禁止私人自拆开电池包, 避免电池包短路造成爆炸。
9. 本产品禁止让10岁以下儿童使用或者玩耍。

**售后服务**

所有FOTOCORE产品具有保修期, 有缺陷的产品可以在自购15天内通过当地分销商/经销商处免费更换, 15天后所有缺陷/故障FOTOCORE产品将进入免费期限, 免费维修期为购买之日起15个月内, 超过15个月, 将进入有限保修期, 将收取劳动力成本, 但不收取配件或更换零件费用。

不在保修范围之内的情况如下:

1. 本产品被私自拆卸, 未经授权重建和/或维修。

2. 本产品通过使用不当损坏。
3. 产品电池泄漏损坏, 含未及时保养造成的损坏。

有关FOTOCORE产品和服务的最新消息, 请联系贵国FOTOCORE经销商或发送电子邮件至sales@fotocore.com

FOTOCORE全系产品数据以官方网站数据为准。

官方网站: www.fotocore.com

